

# AFFIX ADDITION

WonderHere<sup>?</sup>  
↓

# Directions:

Prep: Optional: In the blank spaces, add your own prefixes, suffixes, or base words.

Cut apart all the word parts and place them in separate areas with their label above the pile.

The words need to be spread apart so you can see each word part.

Use the word mats to create new words. For each word, you must choose a base word to start. Then, you can choose a prefix, suffix, or both. If you are unsure of the meaning of an affix, ask for help or research the answer. Record all the words you create.

Examples:

re + tie = retie

tall + est = tallest

un + treat + able =  
untreatable

Extension:

Challenge yourself and create as many words as you can in a certain amount of time without reusing any word parts.

Prefixes	pre	mid
anti	de	re
mis	under	sip
in	over	
in	un	

ing

less

ly

like

s

ial

able

ed

er

Suffixes

ful

ion

Base  
Words

love

read

write

hope

help

do

time

part

possible

cover

happy

paint


life

fold

heat		
match		
discuss		
side		
ground		




Prefix




+

Base Word




+

Suffix




Prefix



+

Base Word



+

Suffix

