

FLIP THE

SCRIPT

WonderHere<sup>?</sup>  
↓

# Directions:

Read the "script" on the first of each page and think of an understatement to replace the direct meaning of the sentence. Write your understatement on the line.

An understatement is when a writer or speaker uses language that minimizes an issue to be either comedic, polite, or humble.


Figures of speech are words or phrases that are used in a non-literal way to describe something or emphasize a thought/idea.

Cut out each "flip the script" and glue the literal meaning on top of the understatement. Only glue the top of the page, making sure you are able to flip up the literal statement to show the understatement below.

(glue here)

# Flip the Script

Practicing with Figurative Language



(glue here)

An **understatement** is when a writer or speaker uses language that minimizes an issue to be either comedic, polite, or humble.

**Figures of speech** are words or phrases that are used in a non-literal way to describe something or emphasize a thought/idea.

(glue here)

Literal Meaning



I am the best singer in the choir.

(glue here)

Understatement



(glue here)

Literal Meaning



I am filthy rich.


(glue here)

Understatement



(glue here)


Literal Meaning



The house is old and rickety.

(glue here)


Understatement





(glue here)


Literal Meaning



I aced my reading test!

(glue here)

Understatement



-----

(glue here)

Literal Meaning



Your dad is very old!

(glue here)

Understatement





(glue here)

Literal Meaning



Dinner was disgusting!

(glue here)

Understatement



Create your own! (glue here)

Literal Meaning



Create your own! (glue here)

Understatement

